

POSITION TRANSDUCERS



GEFRAN



Gefran is the world leader with forty years in the design and production of solutions for **measuring, controlling, and driving industrial production processes**.

We have branches in 14 countries and a network of over 80 worldwide distributors.

QUALITY AND TECHNOLOGY

Gefran has been designing and manufacturing position sensors for over 40 years.

More than a million transducers installed and an in-depth knowledge of measurement processes guarantee performance and an elevated quality/price ratio.

Gefran is the **manufacturer of the sensitive component** of its transducers and is thus able to guarantee product reliability and precision of measurement as well as the flexibility in customization for the client.

Gefran's position transducers are based on **two different technologies**: first, **potentiometric** technology providing a broad flexible range developed over the years; second, **magnetostrictive** technology that provides fully-developed solutions with superior performance due to the non-contact measurement system.

Characteristics of Gefran's position transducers:

- **Measures the definite position**: upon switching the system on, the transducer immediately reads the actual position without having to perform any mechanical repositioning.
- **Extensive lifespan**: from 100 million movements of the potentiometric transducers to the virtually unlimited lifespan of the magnetostrictive transducers as a result of the lack of contact between the transducer and its position reader.
- **High resolution output signal**: practically infinite for the potentiometers and 2 μ for the magnetostrictive transducers.
- **Easy installation and simple connection** to the most common tools and PLCs on the market.
- **Manages cursors using** the same transducer and reads the speed of movement (**MK4-C / IK4-C** in CANopen up to 2 cursors; **MK4-P / IK4-P** Profibus interface up to 4 cursors; analogue; **MK4-A** up to a maximum of 2 cursors).
- Rod from 10 mm up to 4000 mm

SERVICES

A team of Gefran experts works with the customer to select the ideal product for its application and to help install and configure devices.

Gefran offers a wide range of courses at different levels for the technical-commercial study of the Gefran product range as well as specific courses *on demand*.




APPLICATIONS



**PLASTIC AND RUBBER INJECTION
PRESSES**



METAL PROCESSING



GEOTECHNICS



**AGRICULTURAL AND EARTH-MOVING
MACHINES**



RENEWABLE ENERGIES



BLOWING MACHINES



**HYDRAULIC AND PNEUMATIC
CYLINDERS**



**TEST MACHINES FOR AUTOMOTIVE
SECTOR**



FOOD INDUSTRY



LEVEL CONTROL



SURFACE TREATMENT MACHINES



WOOD MILLING MACHINES

THE MAGNETOSTRICTIVE SOLUTION



Constant and systematic is the activity of researching and innovating in order to improve and optimize the performance of the position sensors with magnetostrictive technology.

Patented by Gefran, ONDA is the sensing element which was designed with the target to simplify and optimize the transduction element.

These are the main characteristics of ONDA:

- **a simplified sensing element** that allows to further reduce the transducer dimensions
- **a simple and modular structure** in order to obtain a greater reliability and ease maintenance
- **unique solutions** which guarantee maximum performance in its class.

GUIDE TO SELECTION

LEVEL OF PROTECTION

According to the structure and technology used, GEFTRAN's linear position transducers are able to provide different levels of protection against dust and liquids.

Ranges from IP40 to IP67 can be chosen, according to the following table:

IP40	IP60	IP65	IP67
PK	LT	LT	RK2 - RK4
PA1	PZ12	PC	MK4
PY1	PZ34	PR65	IK4/SK4
PY2		ONP1	PME
PY3		ONPP	PMA
PS			LT67
			PC67
			PZ67
			PMI / PMISL / PMISLE
			RK5 (IP69K installed)
			IC

COMMUNICATION INTERFACE

The potentiometers provide a ratiometric voltage output.

This means that the range of output voltage depends on the voltage used to power the transducer.

Use the sensor as a **voltage divider** with a max current across the cursor $I_c \leq 0.1\mu A$.

WARNING! The potentiometer must not be used as a variable resistor.


If you wish to obtain a conditioned signal 0..10 Vdc or 4..20 mA as the potentiometer's output, a PCIR signal conditioner can be connected to the output of the device.

Available also the version the potentiometric version PMISLE with integrated analogue output 4..20mA.

The magnetostrictive transducers, on the other hand, allow you to choose the output interface that best suits your application needs:

- analogue voltage output: 0..5Vcc/5..0Vcc, 0..10Vcc/10..0Vcc
- analogue current output: 0..20mA, 4..20mA
- SSI output: 16, 21, 24, 25 bit binary or Gray code
- CANopen output: CiA DP 3.01 rel.4.0 and DS406
- Profibus output: DPV0 on RS485 according to IEC 61158





STROKE LENGTH: UP TO 4000 mm

When choosing a transducer, it is important to remember that two different strokes exist:

- **Mechanical stroke:** the actual shift that the transducer's cursor is able to make;
- **Useful electrical stroke:** the part of the mechanical stroke in which transducer linearity is guaranteed.

Therefore, when designing an application, you should choose a transducer with a useful electrical stroke that is equal to or greater than the maximum displacement carried out by the moving part.

TYPES OF ACTUATORS

In order to measure the displacement of an object, the transducer has a mobile part that is usually attached to the object itself.

Two types of mobile parts are normally used:

- **stem:** the classical system used by potentiometers which consists of a rod connected to the transducer's body that transmits the shift to the inner parts of the sensor;

- **cursor:** a system that provides for more compact solutions thanks to the use of a cursor which becomes integral with the moving part to be measured.

Some models of potentiometers, such as the PME series, are characterized by an **external magnetic actuator** linked to an internal measurement cursor. The magnetic cursor replaces the shaft, making the instrument even more compact.

3 FASTENING SYSTEMS

Three types of supports can be used to install the transducer:

- **brackets:** the most traditional method; a free surface and two or more brackets according to the length of the transducer are required to install the transducer;
- **flanges:** ideal for applications where the stem needs to pass through a hole and the transducer needs to be fixed on the walls of the hole;

the conditions of use need to be considered, especially in relation to high strokes;

- **self-aligning articulated joints:** used to fasten the ends of the transducer directly to the moving parts; other fastening points can be eliminated and offset movements can be measured; this system is not intended for particularly long strokes.



GUIDE TO SELECTION OF TRANSDUCER

POTENTIOMETRIC TECHNOLOGY



MODELS	INSTALLATION
Long stroke potentiometers	Brackets
	Self-aligning ball joints
Short stroke potentiometers	Brackets
	Brackets Flange Self-aligning ball joints
	Brackets
	Self-aligning ball joints
Magnetic drag potentiometers	Brackets
	Self-aligning ball joints
	Flange
Exposed tracks potentiometers	Flange
Rotary potentiometers	Brackets

MAGNETOSTRICTIVE TECHNOLOGY

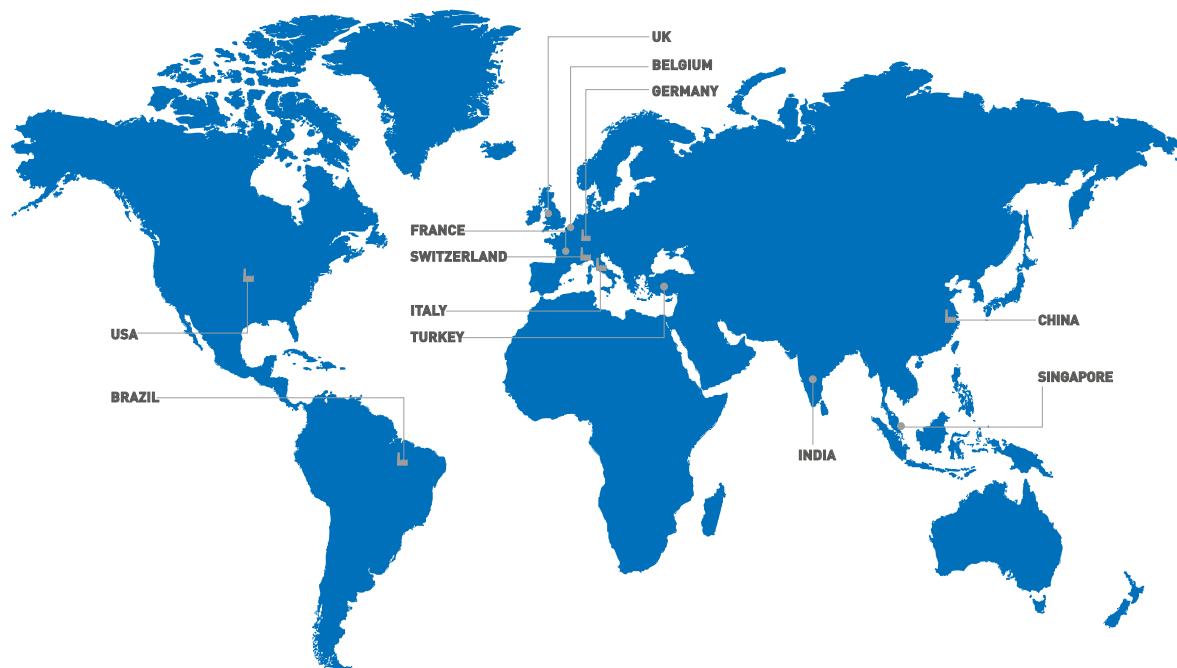


INSTALLATION	MECHANICS
Standard	Profile
In cylinder	Threaded head
	Flanged head

POSITION TRANSDUCERS

	PERFORMANCE	OUTPUTS	SERIES
	Guaranteed IP67	Potentiometric output	LT67
	Vibration resistance		LT
	No “pump effect”		PK
	Robust product		PC
	Guaranteed IP67		PC67
	Small dimensions	Potentiometric output	PA1
	Through-rod structure		PY1
	Return spring		PY2
			PY3
			PZ12
	Installation flexibility 1/2” cylindrical housing		PZ34
	Installation flexibility 3/4” cylindrical housing		PZ67-S
	Guaranteed IP67	PZ67-A	
	For pneumatic cylinders	Potentiometric output	PME
	Installation flexibility		PMA
	AISI 316 stainless steel body		PMI
	Diameter reduced to 12.7 mm		PMI-SL
	Integrated analog output	4..20mA analog output	PMI-SLE
	For oleodynamic cylinders	Potentiometric output	IC
	Installation flexibility	Potentiometric output	PS
	Robust product		PR65

	PERFORMANCE	INTERFACE	SERIES
	Optimized version	Analogue	ONP1-A
	Pneumatic cylinders version	Analogue	ONPP-A
	High performance	Analogue	MK4-A
		SSI	MK4-S
		CANopen	MK4-C
		Profibus	MK4-P
	Optimized version	Analogue	RK4
	High performance	Analogue	IK4-A/SK4-A
		SSI	IK4-S
		CANopen	IK4-C
		Profibus	IK4-P
	Optimized version	Analogue	RK2
	High performance	Analogue	RK5
	High performance	CANopen	RK5-C



GEFRAN DEUTSCHLAND GmbH

Philipp-Reis-Straße 9a
D-63500
Seligenstadt
Ph. +49 (0) 61828090
Fax +49 (0) 6182809222
vertrieb@gefran.de

SIEI AREG - GERMANY

Gottlieb-Daimler Strasse 17/3
D-74385
Pleidelsheim
Ph. +49 (0) 7144 897360
Fax +49 (0) 7144 8973697
info@sieiareg.de

SENSORMATE AG

Steigweg 8,
CH-8355 Aadorf, Switzerland
Ph. +41(0)52-2421818
Fax +41(0)52-3661884
http://www.sensormate.ch

GEFRAN FRANCE SA

4, rue Jean Desparmet
BP 8237
69355 LYON Cedex 08
Ph. +33 (0) 478770300
Fax +33 (0) 478770320
commercial@gefran.fr

GEFRAN BENELUX NV

ENA 23 Zone 3, nr. 3910
Lammerdries-Zuid 14A
B-2250 OLEN
Ph. +32 (0) 14248181
Fax +32 (0) 14248180
info@gefran.be

GEFRAN UK Ltd

Unit 7 Brook Business Centre
54a Cowley Mill Road
Uxbridge
UB8 2FX
Ph. +44 (0) 8452 604555
Fax +44 (0) 8452 604556
sales@gefran.co.uk

GEFRAN MIDDLE EAST ELEKTRIK VE ELEKTRONIK San. ve Tic. Ltd. Sti

Yesilkoy Mah. Ataturk
Cad. No: 12/1 B1 Blok K:12
D: 389 Bakirkoy /Istanbul TURKIYE
Ph. +90212 465 91 21
Fax +90212 465 91 22

GEFRAN SIEI Drives Technology Co., Ltd

No. 1285, Beihe Road, Jiading
District, Shanghai,
China 201807
Ph. +86 21 69169898
Fax +86 21 69169333
info@gefran.com.cn

GEFRAN SIEI - ASIA

31 Ubi Road 1
#02-07,
Aztech Building,
Singapore 408694
Ph. +65 6 8418300
Fax +65 6 7428300
info@gefran.com.sg

GEFRAN INDIA

Survey No. 191/A/1,
Chinchwad Station Road, Chinchwad,
Pune-411033, Maharashtra
Ph. +91 20 6614 6500
Fax +91 20 6614 6501
gefran.india@gefran.in

GEFRAN Inc.

8 Lowell Avenue
WINCHESTER - MA 01890
Toll Free 1-888-888-4474
Fax +1 (781) 7291468
info.us@gefran.com

GEFRAN BRASIL ELETROELETRÔNICA

Avenida Dr. Altino Arantes,
377 Vila Clementino
04042-032 SÃO PAULO - SP
Ph. +55 (0) 1155851133
Fax +55 (0) 1132974012
comercial@gefran.com.br

GEFRAN HEADQUARTER

Via Sebina, 74
25050 PROVAGLIO D'ISEO (BS) ITALY
Ph. +39 03098881
Fax +39 0309839063

Drive & Motion Control Unit

Via Carducci, 24
21040 GERENZANO (VA) ITALY
Ph. +39 02967601
Fax +39 029682653
info.motion@gefran.com

Technical Assistance:
technohelp@gefran.com

Customer Service
motioncustomer@gefran.com
Ph. +39 02 96760500
Fax +39 02 96760278



www.gefran.com

GEFRAN

You know we are there